



MONTHLY MEMBERSHIP PROGRESS REPORT

District 1 D

Results as of: 06/30/2019

GMT: STEVE ANTON

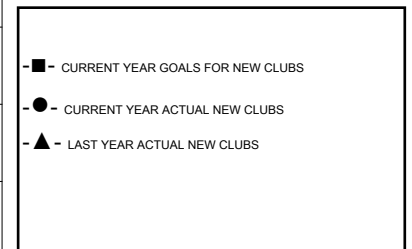
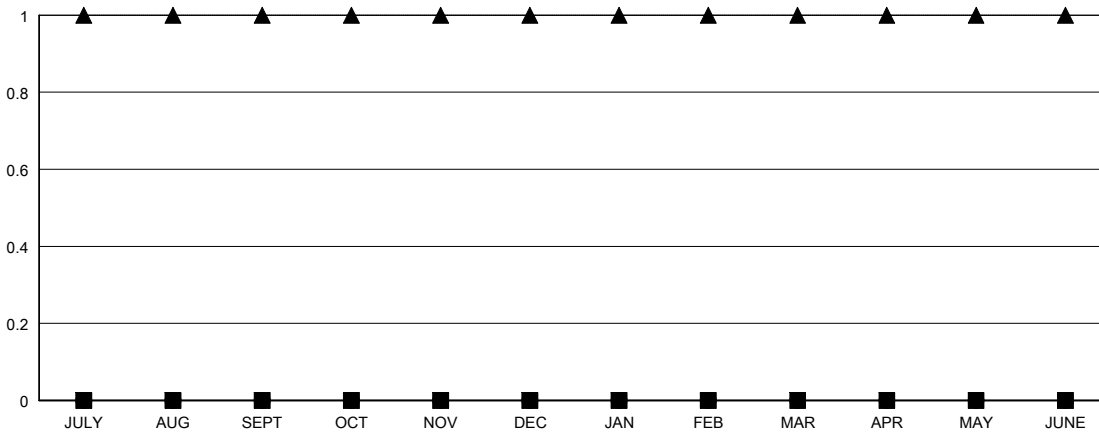
LOCATION ILLINOIS

GMT CA

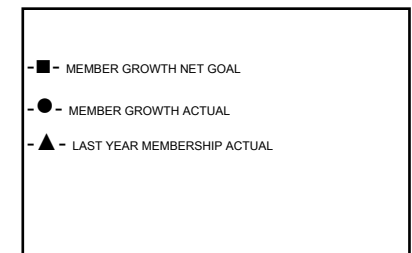
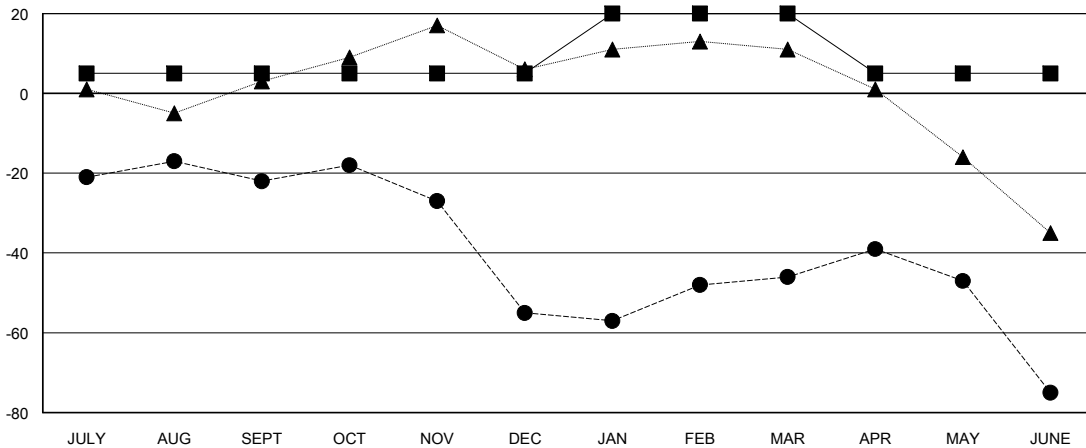
Clubs			
RESULTS FOR 2018-2019			
QUARTER	NEW CLUB GOAL	NEW CLUBS	DROPPED CLUBS
JULY/AUG/SEPT	0	0	1
OCT/NOV/DEC	0	0	0
JAN/FEB/MAR	0	0	0
APR/MAY/JUNE	0	0	0

Members			
RESULTS FOR 2018-2019			
QUARTER	MEMBER GROWTH NET GOAL	MEMBER GROWTH ACTUAL	DROPPED MEMBERS ACTUAL (including transfers)
JULY/AUG/SEPT	5	29	44
OCT/NOV/DEC	0	28	56
JAN/FEB/MAR	15	28	17
APR/MAY/JUNE	-15	34	59

GOALS AND ACTUAL NEW CLUBS CUMULATIVE



GOALS AND ACTUAL MEMBERS CUMULATIVE



DROPPED CLUBS: 1	36 CLUBS OF 55 ADDED 1 OR MORE NEW MEMBERS	<u>GENDER DISTRIBUTION</u> MALE 1,289 (72.66%) FEMALE 485 (27.34%) Women Percentage Fiscal Year Goal: 28%
<u>DROPPED MEMBERS</u> DECEASED 30 CLUB CANCELLED 0 OTHER 146 TOTAL 176	CLICK HERE FOR CUMULATIVE MEMBERSHIP DATA	TOTAL FAMILY UNIT MEMBERS 280 FAMILY MEMBERS PAYING HALF DUES 141